



GOLF & COUNTRY CLUB SEATING

PAVAR

TABLE OF CONTENTS

A CULTURE OF GETTING THINGS DONE	5
DINING - ‘CHAIRISH’ THE DINING EXPERIENCE	9
SIDE CHAIR	10
ARMCHAIR and LOUNGE - SITTING PRETTY	28
STACKING - SPACE CONQUEST	38
COUNTER STOOLS and BARSTOOLS - RISE ABOVE	46
WORKING WITH A MANUFACTURER	53
THE ANATOMY OF COMFORT	55
DYNAMICS OF SPACE	63
IT’S ALL IN THE DETAILS	67
JOIN US	78



BEAUTIFUL HAPPENS BECAUSE WE LISTEN, AND WE EXECUTE.

In this catalog, Pavar has made the planning and design of clubhouse furnishings functional, attractive, and memorable in the golf and social experiences, for both members and their guests.

We match our clients' project-specific criteria with our manufacturing knowledge in the construction, detailing, finishing and quality of our products.

“For Pavar, every project we deliver is a self-portrait of the designer who created it, and we put your signature on it.”

MICHAEL DI PAOLO
President



EVERY GREAT DESIGN
BEGINS WITH AN EVEN BETTER STORY.

OUR STORY IS TOLD THROUGH OUR WORK,
OUR WORK IS BROUGHT TO LIFE THROUGH
OUR TEAM.



INDIANA PARSON-BOX LOUNGE ARMCHAIR

H 33" | W 24" | D 25"



Pavar's manufacturing facility is nestled in one of North America's oldest cities, Montreal.

Whether you are walking on the cobblestone streets of Vieux Montreal, visiting the world-renowned Notre-Dame Basilica or cycling in the bohemian-inspired Plateau sector, it is apparent that design and European flair is at the core of our city.



OBJECTS OF QUALITY
HAVE NO FEAR OF TIME

MAKE IT TIMELESS WITH PAVAR



7 WINDSOR PARSON LOUNGE ARMCHAIR

H 30" | W 24" | D 25"



SHELBY PARSON-BOX LOUNGE ARMCHAIR

H 30" | W 24" | D 25"



JAMESON PARSON ARMCHAIR

H 30" | W 25.5" | D 25"



‘CHAIRISH’
THE DINING EXPERIENCE

LA MER PARSON & PADDED ARMCHAIR

H 38" | W 26" | D 23.5"

DINING



MAKE IT SIMPLE
BUT SIGNIFICANT



LILIANA PARSON CHAIR

H 41" | W 21" | D 25"



LIV PARSON CHAIR

H 38.5" | W 19.5" | D 25"



NATHAN PADDED ARMCHAIR

H 31" | W 22.25" | D 24"



JONA PARSON-BOX CHAIR

H 33" | W 23" | D 24.5"



GINA PARSON-BOX CHAIR

H 33" | W 23" | D 24.5"



HOUSTON PARSON CHAIR

H 34" | W 19" | D 23.5"



LANCASTER PARSON-BOX CHAIR

H 32" | W 22" | D 24"



MAGGIE PADDED CHAIR

H 33" | W 22" | D 24"



BRIGHTON PADDED-BOX CHAIR

H 34" | W 20.5" | D 22"



GINA PARSON-BOX CHAIR WOOD PANEL INSIDE

H 33" | W 23" | D 24.5"



SUGAR PARSON-BOX CHAIR

H 31" | W 23" | D 21"



SUCRE PADDED CHAIR

H 30" | W 23" | D 23"



LYDIA PARSON CHAIR

H 32.5" | W 20" | D 22"



LIZZIE PARSON-BOX CHAIR

H 35" | W 20" | D 22.5"



LARSA PARSON-BOX CHAIR

H 32.5" | W 20" | D 22"



BEVERLY PARSON CHAIR

H 36" | W 22" | D 25"



RESORT PARSON-BOX CHAIR

H 36" | W 19.5" | D 25"



CLAUDIA PARSON-BOX CHAIR

H 36" | W 22" | D 25"



VIVIANA PARSON-BOX CHAIR-CHANNEL STITCHED

H 33.5" | W 18" | D 23"



VIVIANA PARSON CHAIR-TUFTED

H 33.5" | W 18" | D 23"



JAIDEN PARSON-BOX CHAIR

H 36" | W 20" | D 22.5"



HARVEST PARSON CHAIR

H 43" | W 22" | D 24"



OUTBACK PARSON CHAIR

H 38.5" | W 19" | D 22.5"



BORGATA PARSON CHAIR

H 41" | W 20" | D 24"



MANHATTAN PARSON CHAIR

H 38" | W 19" | D 24"



JANINE PADDED CHAIR

H 36" | W 19.5" | D 24"



BAXTER PADDED CHAIR

H 40.5" | W 21" | D 24"



AUBURN PARSON CHAIR

H 32.5" | W 20" | D 24"



ELIANA PARSON CHAIR

H 37" | W 19.5" | D 25"



MARGEAU PARSON-BOX ARMCHAIR

H 36" | W 23" | D 23"



ADELE PARSON CHAIR

H 34" | W 18" | D 24"



MAVERICK PARSON CHAIR

H 36" | W 22" | D 25"



PASADENA PADDED CHAIR

H 36" | W 19.5" | D 24"



MELANIE PARSON-BOX CHAIR

H 34" | W 19" | D 21"



GRAYSON PARSON CHAIR

H 34" | W 21.5" | D 27"



JOEMY PARSON-BOX CHAIR

H 36" | W 20" | D 23"



KEG PADDED-BOX CHAIR

H 34" | W 19" | D 23.5"



YANKEE PARSON CHAIR

H 33" | W 18.5" | D 21"



BOATHOUSE PADDED-BOX CHAIR

H 34" | W 18.5" | D 22"



CANYON PADDED CHAIR

H 33.5" | W 20" | D 23"



AVICOR PADDED CHAIR

H 32" | W 23" | D 22"



NATASHA PADDED-BOX CHAIR

H 33" | W 19" | D 21"



RICHMOND PADDED-BOX CHAIR

H 34" | W 22" | D 23.5"



MAGNOLIA PARSON CHAIR

H 39" | W 21" | D 26"



HEATHER PADDED CHAIR

H 36" | W 19" | D 23"



ZULA PARSON CHAIR

H 39" | W 19" | D 23"



ROCKSINO PARSON CHAIR

H 39" | W 22" | D 24"



MYTHOS PADDED CHAIR

H 36" | W 24.5" | D 23.5"



ZENYATA PADDED CHAIR

H 36" | W 22" | D 25"



TREMBLANT PADDED CHAIR

H 40" | W 21" | D 23"



ALI PADDED CHAIR

H 39" | W 18" | D 23.5"



ERICA PARSON CHAIR

H 34" | W 22" | D 23"



GARVIC PARSON-BOX CHAIR

H 36" | W 19" | D 23"



NAPOLI PADDED CHAIR

H 38" | W 20" | D 21"



PARADISE PARSON-BOX CHAIR

H 40" | W 19" | D 25"



ADDISON SHELL PARSON-BOX CHAIR

H 36" | W 19.5" | D 25"



OLIVIA PARSON-BUTTON TUFTED

H 37" | W 19.5" | D 22"

FIND YOUR MATCH,
OR WE'LL MAKE ONE



NAVESINK PARSON ARM AND SIDE CHAIR

H 38"	W 24.5"	D 23"
-------	---------	-------

H 38"	W 21"	D 23"
-------	-------	-------



ANDRIANA PARSON ARM AND SIDE CHAIR

H 40"	W 23.5"	D 26.5"
-------	---------	---------

H 40"	W 20"	D 26.5"
-------	-------	---------



BELLINGHAM PADDED ARM AND SIDE CHAIR

H 37"	W 23"	D 26"
-------	-------	-------

H 37"	W 19.5"	D 26"
-------	---------	-------



XENA PADDED ARM AND SIDE CHAIR

H 35"	W 24"	D 22"	H 35"	W 18"	D 22"
-------	-------	-------	-------	-------	-------



NATASHA PADDED ARM AND SIDE CHAIR

H 33"	W 24.5"	D 21"	H 33"	W 19"	D 21"
-------	---------	-------	-------	-------	-------



ROBYN PARSON ARM AND PADDED SIDE CHAIR

H 33"	W 22"	D 23"	H 33"	W 19.5"	D 23"
-------	-------	-------	-------	---------	-------



RICHMOND PADDED-BOX ARM AND SIDE CHAIR

H 34"	W 24.5"	D 23.5"	H 34"	W 22"	D 23"
-------	---------	---------	-------	-------	-------



SALEM PADDED ARM AND SIDE CHAIR

H 39"	W 26"	D 26"	H 39"	W 20.5"	D 26"
-------	-------	-------	-------	---------	-------



LILIANA PARSON ARM AND SIDE CHAIR - DIAMOND TUFTED

H 41"	W 24"	D 25"	H 41"	W 21"	D 25"
-------	-------	-------	-------	-------	-------



ANDRIANA PARSON ARM AND SIDE CHAIR - DIAMOND TUFTED

H 40"	W 23.5"	D 26.5"	H 40"	W 20"	D 26.5"
-------	---------	---------	-------	-------	---------



HARVEST PARSON ARM AND SIDE CHAIR

H 43"	W 28"	D 24"	H 43"	W 22"	D 24"
-------	-------	-------	-------	-------	-------



MAGNOLIA PARSON ARM AND SIDE CHAIR

H 39"	W 26"	D 26"	H 39"	W 21"	D 26"
-------	-------	-------	-------	-------	-------



LUIA PARSON ARM AND SIDE CHAIR

H 39"	W 25"	D 24"	H 39"	W 23"	D 24"
-------	-------	-------	-------	-------	-------



BOATHOUSE PADDED-BOX ARM AND SIDE CHAIR

H 34"	W 23.5"	D 22"	H 34"	W 18.5"	D 22"
-------	---------	-------	-------	---------	-------



MANHATTAN PARSON ARM AND SIDE CHAIR

H 38"	W 24.5"	D 24"	H 38"	W 19"	D 24"
-------	---------	-------	-------	-------	-------



GRAYSON PARSON ARMCHAIR

H 35" | W 25.5" | D 27"



PALOMINO PADDED ARMCHAIR

H 30" | W 24" | D 23"



HAYLEE PARSON-BOX CHAIR

H 33" | W 19" | D 23"

TAKE THE TIME TO UNWIND



REGIS CUSHION LOUNGE ARMCHAIR

H 28" | W 46" | D 33"



GLENDALE CUSHION SWIVEL LOUNGE ARMCHAIR

H 30" | W 27" | D 28"



KAYLA PARSON-BOX ARMCHAIR

H 35" | W 24" | D 24"



SITTING PRETTY

ARMCHAIR and LOUNGE

DESIGN IS INTELLIGENCE
MADE VISIBLE



ROCHESTER PARSON LOUNGE ARMCHAIR

H 33.5" | W 28.5" | D 34"



PRIMROSE PARSON-BOX LOUNGE ARMCHAIR

H 35" | W 30" | D 28"



SENECA PADDED-BOX LOUNGE ARMCHAIR

H 32" | W 23.5" | D 23"



DUKE PARSON LOUNGE ARMCHAIR
H 32.5" | W 23" | D 24.5"



TITAN PARSON LOUNGE ARMCHAIR
H 31" | W 28" | D 26"



PRINCETON PARSON LOUNGE ARMCHAIR
H 30" | W 25" | D 26"



MILO PADDED-BOX LOUNGE ARMCHAIR
H 29" | W 25" | D 23"



PORTOFINO PARSON LOUNGE ARMCHAIR
H 34" | W 24" | D 25"



ANGELICA PARSON LOUNGE ARMCHAIR - TUFTED
H 34" | W 27" | D 26"



CAMELOT PADDED LOUNGE ARMCHAIR
H 30" | W 28" | D 26"



CAVALIER PARSON LOUNGE ARMCHAIR
H 31" | W 28" | D 26"



DUCHESS PADDED LOUNGE ARMCHAIR
H 36" | W 23" | D 24.5"



NIAGARA PARSON-BOX ARMCHAIR
H 34" | W 24" | D 25.5"



CINZIA PADDED ARMCHAIR
H 35" | W 23" | D 20"



MAVERICK PARSON ARMCHAIR
H 36" | W 22" | D 25"



RILEY PARSON LOUNGE ARMCHAIR
H 30" | W 24" | D 25"



CALLAGHAN PARSON LOUNGE ARMCHAIR
H 30" | W 24" | D 25"



CARLYLE PARSON LOUNGE ARMCHAIR
H 30" | W 24" | D 25"



EVERY PADDED ARMCHAIR
H 38" | W 24.5" | D 24"



MYTHOS PADDED ARMCHAIR
H 36" | W 24.5" | D 23.5"



CLINTON PADDED ARMCHAIR
H 35" | W 24" | D 22.5"



BECKHAM PARSON-BOX ARMCHAIR
H 35.5" | W 22.5" | D 24"



BEVERLY PARSON ARMCHAIR
H 36" | W 22" | D 25"



CLAUDIA PARSON-BOX ARMCHAIR-TUFTED
H 36" | W 23" | D 25"



BYWARD CUSHION LOUNGE ARMCHAIR
H 32" | W 24" | D 26"



INDIANA PARSON LOUNGE ARMCHAIR
H 33" | W 24" | D 25"



ZION PADDED-BOX LOUNGE ARMCHAIR
H 33" | W 26" | D 24"



ANSANA PARSON ARMCHAIR
H 36" | W 22" | D 25"



CAMDEN PARSON-BOX LOUNGE ARMCHAIR
H 40" | W 24" | D 27"



ABIGAIL PARSON-BOX LOUNGE ARMCHAIR
H 40" | W 24" | D 27"



MARIKO CUSHION LOUNGE ARMCHAIR
H 39" | W 31" | D 35"



LEONA CUSHION LOUNGE ARMCHAIR
H 36" | W 35" | D 34"



MONAGHAN CUSHION LOUNGE ARMCHAIR
H 34.5" | W 27" | D 26.5"



AMELIA CUSHION LOUNGE ARMCHAIR
H 34" | W 25.5" | D 28"



LYNWOOD PARSON LOUNGE ARMCHAIR - TUFTED
H 45.5" | W 25.5" | D 29"



MAYWOOD PARSON LOUNGE ARMCHAIR - TUFTED
H 44" | W 27.5" | D 29"



AMARONE T-CUSHION LOUNGE ARMCHAIR
H 42" | W 25" | D 24"



GRAND PARSON-BOX LOUNGE ARMCHAIR
H 43.5" | W 29.5" | D 30"



WESTPORT CUSHION LOUNGE ARMCHAIR
H 44" | W 27" | D 29.5"



ASHFORD PARSON-BOX ARMCHAIR AND BARSTOOL

H 30.5"	W 24"	D 23"	H 42.5"	W 23.5"	D 24"
---------	-------	-------	---------	---------	-------



SUCRE PADDED CHAIR AND BARSTOOL

H 30"	W 23"	D 23"	H 40"	W 20.5"	D 22"
-------	-------	-------	-------	---------	-------



SPACE CONQUEST



SANIBEL STACKING CHAIR

H 33" | W 18.5" | D 22"

STACKING



INNOVATION DESERVES RECOGNITION

Out of a necessity for function, our client reached out to us for help.
The result, the first of its kind, a first in our industry.

The quintessential stacking lounge chair.



JENNY PADDED STACKING ARMCHAIR

H 33"	W 22"	D 23"
-------	-------	-------



WINSTON PARSON-BOX STACKING LOUNGE ARMCHAIR

H 30"	W 24.5"	D 25.5"
-------	---------	---------



CALICO PARSON-BOX STACKING CHAIR
H 34" | W 20" | D 21"



DAVIE PADDED STACKING CHAIR
H 34" | W 22" | D 23"



TEMECULA PADDED STACKING CHAIR
H 34" | W 22" | D 23"



REUBEN PADDED STACKING CHAIR
H 39" | W 20" | D 23"



STERLING PARSON STACKING CHAIR
H 38" | W 19" | D 23"



LISE PADDED STACKING CHAIR
H 41" | W 21" | D 24"



POINSETT PADDED STACKING CHAIR
H 40" | W 20" | D 22"



PAZZESCO PADDED-BOX STACKING CHAIR
H 36" | W 19" | D 22"



XAVIER PADDED STACKING CHAIR
H 35" | W 18" | D 22"



TIMES SQUARE PADDED STACKING CHAIR
H 34" | W 20" | D 21"



DYNAMO PADDED-BOX STACKING CHAIR
H 35" | W 19" | D 22"



LAYLA PADDED STACKING CHAIR
H 35" | W 20" | D 22"



AMORA PADDED STACKING CHAIR
H 36" | W 19" | D 23"



ZARA PADDED STACKING CHAIR - GRID
H 39" | W 19" | D 24"



WYSTERIA PADDED STACKING CHAIR
H 38" | W 21" | D 25"



PERU PADDED STACKING ARMCHAIR
H 40" | W 24" | D 22.5"



JENNY PADDED STACKING ARMCHAIR
H 33" | W 22" | D 23"



KATHY PADDED STACKING ARMCHAIR
H 34" | W 24" | D 24"



QUINN PADDED-BOX CHAIR

H 35" | W 23.5" | D 25.5"



KENDAL PARSON-BOX BARSTOOL

H 42" | W 21.5" | D 23"



QUINN PADDED-BOX BARSTOOL

H 42" | W 23.5" | D 24.75"

RISE ABOVE



SERNA PARSON ARM BARSTOOL - DIAMOND TUFTED

H 45" | W 23" | D 25"

WINDSOR PARSON ARM BARSTOOL

H 42" | W 24" | D 25"

COUNTER STOOLS and BARSTOOLS





47

ALEKA PARSON ARM BARSTOOL

H 42" | W 24" | D 23.5"

HARRISON PARSON BARSTOOL

H 43.5" | W 21" | D 21"



BEACON PADDED ARM SWIVEL BARSTOOL

H 45" | W 24" | D 21"



CLAUDIA PARSON-BOX ARM BARSTOOL

H 44" | W 24" | D 23"

48



ZULA PADDED BARSTOOL

H 44" | W 19" | D 21"



SOPHIA PADDED BARSTOOL

H 45" | W 19" | D 22.5"



HEATHER PADDED BARSTOOL

H 44" | W 18" | D 21"



LANCASTER PARSON-BOX BARSTOOL

H 43" | W 22" | D 24"



LYDIA PARSON-BOX BARSTOOL

H 44" | W 19" | D 22"



JANINE PARSON BARSTOOL

H 42" | W 19" | D 23"



BRADLEY PARSON BARSTOOL

H 43" | W 21" | D 20"



CHARLES PADDED-BOX BARSTOOL - SWIVEL

H 42" | W 23" | D 20"



NATASHA PADDED-BOX BARSTOOL

H 44" | W 19" | D 21"



DALTON PARSON BARSTOOL - DIAMOND TUFTED

H 45" | W 19" | D 24"



OSTERIA PARSON BARSTOOL

H 42" | W 19.5" | D 23.5"



TIMES SQUARE PADDED-BOX BARSTOOL

H 43" | W 18" | D 21"



LILIANA PARSON BARSTOOL

H 48" | W 18" | D 21"



LISE PARSON BARSTOOL

H 50" | W 18" | D 21"



MALONE PARSON BARSTOOL

H 46" | W 18.5" | D 24"



DAPO PARSON-BOX BARSTOOL

H 45" | W 19" | D 22"



SOSH PARSON-BOX BARSTOOL - DIAMOND TUFTED

H 45" | W 21" | D 22"



INDIANA PARSON-BOX ARM BARSTOOL

H 45" | W 23" | D 26"



JOEMY PARSON-BOX BARSTOOL
H 44.7" | W 17" | D 19"



SCORPIO PARSON-BOX BARSTOOL
H 39" | W 18" | D 18"



BORGATA PARSON BARSTOOL
H 47" | W 20" | D 24"



DAVIO PARSON BARSTOOL
H 44.5" | W 19" | D 22.5"



BRAMPTON PADDED-BOX BARSTOOL
H 45" | W 21" | D 23"



KASIA PADDED BARSTOOL
H 44" | W 18" | D 22"



ANDRIANA PARSON BARSTOOL
H 41" | W 19" | D 21"



CLAUDIA PARSON-BOX ARM BARSTOOL
H 44" | W 24" | D 23"



CLAUDIA PARSON-BOX BARSTOOL - TUFTED
H 44" | W 19" | D 22"



CARTER PARSON BARSTOOL
H 43" | W 18" | D 20"



YANKEE PARSON BARSTOOL
H 44" | W 25" | D 22"



ERICA PADDED-BOX COUNTER STOOL
H 39.5" | W 19" | D 20"



SUCRE PARSON ARM BARSTOOL
H 40" | W 20" | D 20.5"



MOLLY PADDED-BOX BARSTOOL
H 44" | W 19" | D 22"



ORFANO PADDED ARM BARSTOOL
H 44" | W 22" | D 20"



TITAN PARSON ARM COUNTER STOOL
H 39" | W 21" | D 21"



BOUNTY PADDED ARM BARSTOOL - SWIVEL
H 45" | W 27" | D 25"



RYLAND PARSON ARM BARSTOOL
H 42.5" | W 24.5" | D 23.5"

DIRECT ACCESS TO
THE FACTORY MEANS
PURCHASING WITH
OPTIONS

COMPLETE CONTROL OF
YOUR LEAD TIMES

SEE, SIT, AND TEST
YOUR PRODUCT VISION

MANU FACT URER

With over four decades of manufacturing experience, we are accustomed to reacting quickly to the changing needs of the marketplace.

When we do this, we set ourselves apart.

40th
PAVAR
since 1983



PADDED PULLOVER SEAT

Plywood

- 1 | PADDED PULLOVER STYLE OF UPHOLSTERY
- 2 | 1/2" DACRON OVERLAY
- 3 | 2" RBR HIGH-DENSITY FLAME-RETARDANT FOAM
- 4 | BREATHER HOLES DRILLED ON PLYWOOD CORE
- 5 | REMOVABLE SEAT USING 1/2" PLYWOOD CORE

OPTIONS

- Padded-box style upholstery
- Flush or inset seat with welt (piping)
- Nailhead application at seat

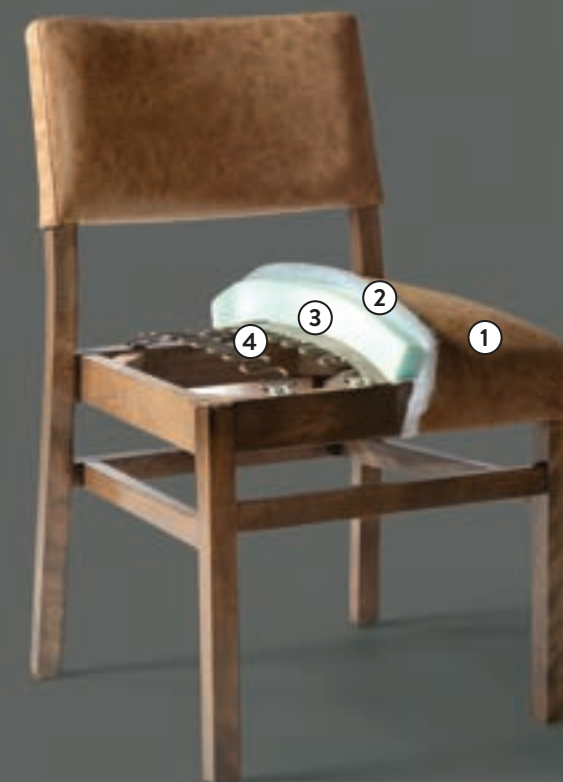
PARSON PULLOVER SEAT

No-sag springs

- 1 | PARSON PULLOVER STYLE OF UPHOLSTERY
- 2 | 1/2" DACRON OVERLAY
- 3 | 2" RBR HIGH-DENSITY FLAME-RETARDANT FOAM
- 4 | 14-GAUGE NO-SAG SPRINGS WITH METAL CLIPS

OPTIONS

- Parson-Box style upholstery
- Added welt (piping) at seat perimeter
- Stitched-grid, diamond-tuft or pulled-button upholstery
- Nailhead application at seat



THE ANATOMY

OF COMFORT



PADDED-BOX SEAT

Plywood cut-out & web-strap

- 1 | PADDED-BOX STYLE OF UPHOLSTERY WITH TOP STITCH
- 2 | 1/2" DACRON OVERLAY
- 3 | 2" RBR HIGH-DENSITY FLAME-RETARDANT FIRM FOAM
- 4 | PLYWOOD CORE CUT-OUT WITH WEB-STRAPPING
- 5 | REMOVABLE SEAT USING 3/4" PLYWOOD CORE

OPTIONS

- Padded pullover style upholstery
- Flush or inset seat with welt (piping)
- Nailhead application at seat

PARSON-BOX SEAT

Web-strap

- 1 | PARSON-BOX STYLE OF UPHOLSTERY WITH TOP STITCH
- 2 | 1/2" DACRON OVERLAY
- 3 | 2" RBR HIGH-DENSITY FLAME-RETARDANT FIRM FOAM
- 4 | WEB-STRAPPED INTERLOCKED SEAT DECK

OPTIONS

- Parson pullover style of upholstery
- Added welt (piping) at seat perimeter
- Stitched-grid, diamond-tuft or pulled-button upholstery
- Nailhead application at seat





CAVALIER PARSON LOUNGE ARMCHAIR

H 31" W 28" D 26"

PULL UP A CHAIR
IN WHATEVER FASHION
YOU DESIRE



TITAN Parson Lounge Armchair

- PARSON PULLOVER SEAT • WOOD ARMS



CAMELOT Parson Lounge Armchair - Nailheads

- PARSON PULLOVER SEAT • UPHOLSTERED ARMS
- 5/8" DIAMETER NAILS, 1" SPACING CENTER-TO-CENTER



TITAN Padded Lounge Armchair - Nailheads

- PADDED PULLOVER INSET SEAT WITH PIPING • WOOD ARMS
- 1/2" DIAMETER NAILS, 1" SPACING CENTER-TO-CENTER



TITAN Padded-Box Lounge Armchair - Nailheads

- PADDED-BOX SEAT WITH PIPING • WOOD ARMS • 7/8" DIAMETER NAILS, 1" SPACING CENTER-TO-CENTER (ON FLAT PIPING)



CAVALIER Parson Lounge Armchair - Nailheads

- PARSON PULLOVER SEAT • WOOD ARMS • 1/2" DIAMETER NAILS, 1" SPACING CENTER-TO-CENTER (ON FLAT PIPING) • WOOD HANDLE CUT-OUT DETAIL



THORPE Parson-Box Lounge Armchair

- PARSON-BOX SEAT • WOOD ARMS • OUTSIDE BACK VERTICAL CHANNEL UPHOLSTERY
- OVERHANG HANDLE DETAIL



TITAN Parson Lounge Armchair - Nailheads, Casters

- PARSON PULLOVER SEAT • WOOD ARMS • 5/8" DIAMETER NAILS, 1" SPACING CENTER-TO-CENTER • CASTERS ON FRONT LEGS



TORBEN Padded Lounge Armchair - Casters

- PADDED PULLOVER SEAT WITH PIPING • UPHOLSTERED ARMS WITH PIPING
- SHOW-WOOD DETAIL AT BACK AND ARMS • CASTERS ON ALL LEGS



XENA PADDED BARSTOOL AND SIDE CHAIR

H 43"	W 18"	D 21"	H 35"	W 18"	D 22"
-------	-------	-------	-------	-------	-------



MONICA PARSON BARSTOOL AND SIDE CHAIR

H 45"	W 20"	D 21"	H 34"	W 20"	D 22"
-------	-------	-------	-------	-------	-------



BOATHOUSE PADDED-BOX BARSTOOL AND SIDE CHAIR

H 45.5"	W 18.5"	D 22"	H 33"	W 18.5"	D 22"
---------	---------	-------	-------	---------	-------



PASADENA PADDED BARSTOOL AND SIDE CHAIR

H 44"	W 19"	D 21"	H 36"	W 19.5"	D 24"
-------	-------	-------	-------	---------	-------



TEDESCO PARSON BARSTOOL & MANHATTAN PARSON SIDE CHAIR

H 46"	W 18.5"	D 21"	H 38"	W 19"	D 24"
-------	---------	-------	-------	-------	-------



HOUSTON PARSON BARSTOOL AND SIDE CHAIR

H 46"	W 19"	D 21"	H 34"	W 19"	D 21"
-------	-------	-------	-------	-------	-------

NOTE: ALL MODELS ARE AVAILABLE IN BAR, COUNTER, ADA AND CUSTOM HEIGHTS.

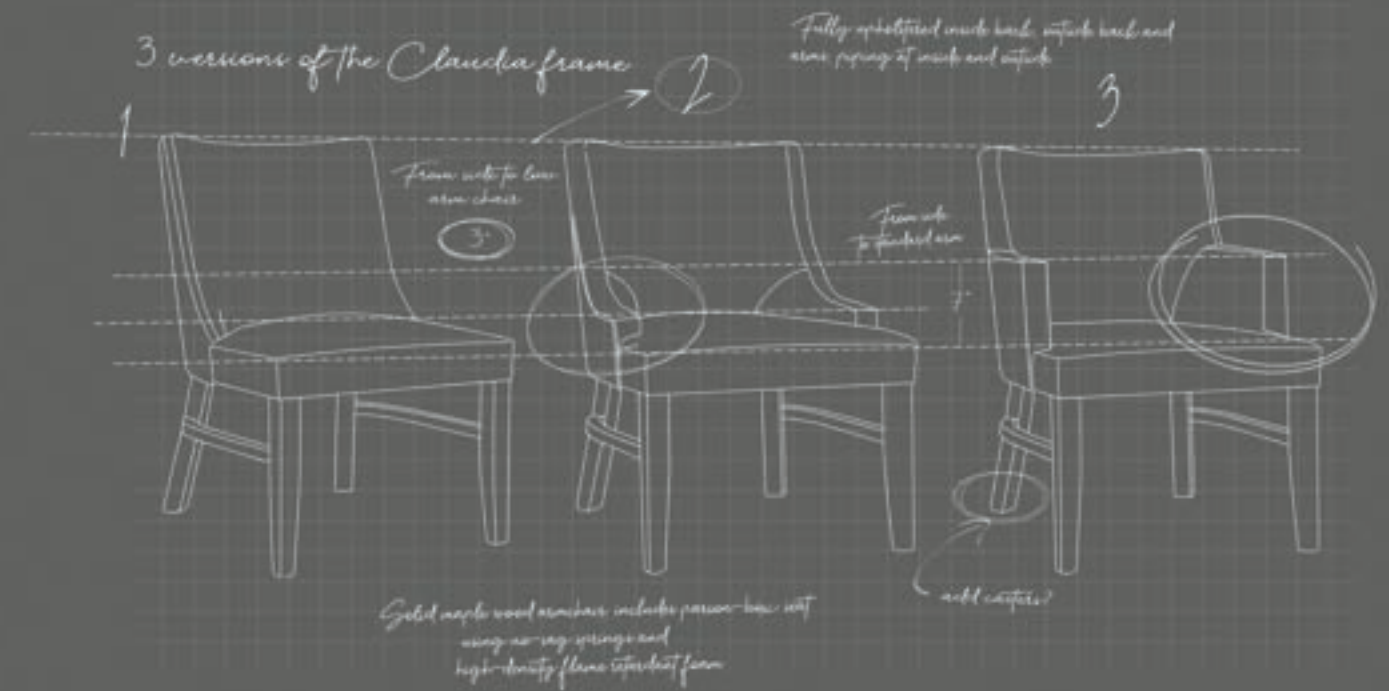


HONOR THE HISTORY
OF YOUR CLUB
THROUGH PERSONALIZATION.

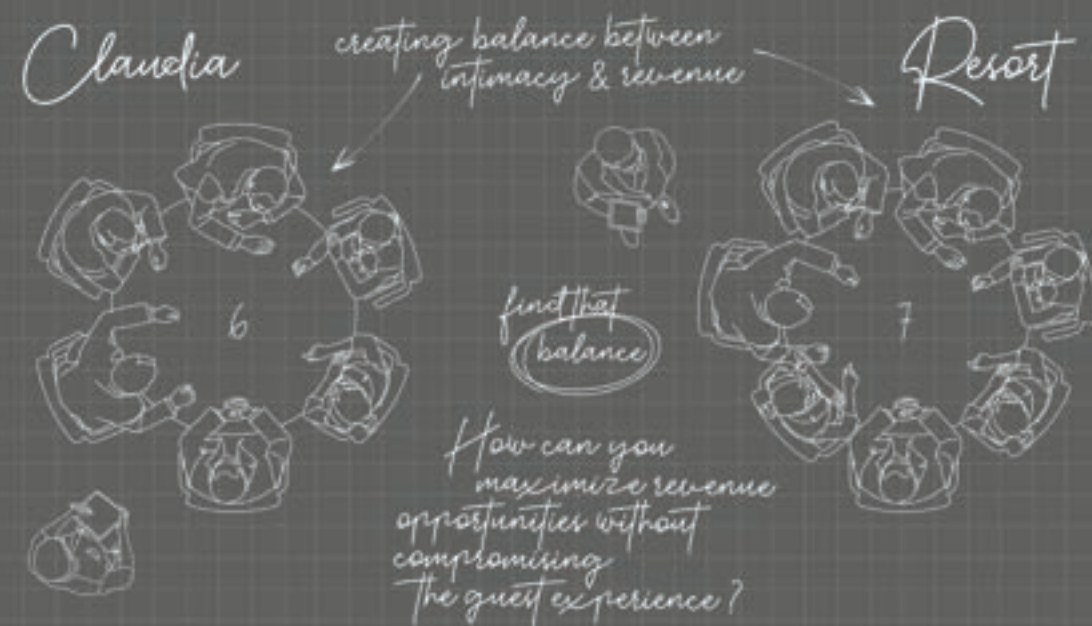
DYNAMICS OF SPACE



TWEAKING PERFECTION



LET PAVAR MANUFACTURE YOUR CHAIR TO LITERALLY AND PHYSICALLY 'FIT' YOUR NEEDS.



WHEN THE "ALMOST" PERFECT CHAIR NEEDS A NIP AND TUCK. RE-DEFINING WHAT IS STANDARD.



CLAUDIA PARSON-BOX SIDE
H 35" | W 22" | D 25"

CLAUDIA PARSON-BOX ARMCHAIR
H 35" | W 22" | D 25"

ANSANA PARSON ARMCHAIR
H 36" | W 24" | D 25"



DUCHESS PADDED LOUNGE ARMCHAIR

H 36" | W 23" | D 24.5"



GINA PARSON-BOX CHAIR

H 33" | W 23" | D 24.5"



WYATT PARSON LOUNGE ARMCHAIR

H 31" | W 26" | D 27"

- 1 - Distressed wood finish
- 2 - Leather pull handle on upholstered back
- 3 - Distressed finish with ornate wood detail
- 4 - Casters to facilitate mobility





- 5 - Handle cut-out for ease of movement, with flat piping and nailhead detail
- 6 - Swivel seat with diamond-tufting and nailhead detail
- 7 - Vertical channel upholstery




IT'S ALL IN THE DETAILS!

With over four decades of manufacturing experience, we are accustomed to reacting quickly to the changing needs of the marketplace.



- 8 - Metal pull handle detail on wood veneer back
- 9 - Diamond-stitched tufting with buttons
- 10 - Exposed wood handle detail
- 11 - Steam-bent hardwood detail





NAILHEADS

NATURAL DARK - ½" Diameter
PAV-1009-01



BRASS PLATED - ½" Diameter
PAV-1009-19



NICKEL - ½" Diameter
PAV-1009-13



BRONZE RENAISSANCE - ½" Diameter
PAV-1009-14



FRENCH NATURAL - ½" Diameter
PAV-1009-21



PEWTER - ½" Diameter
PAV-1009-10



SPACING - 1" center-to-center



SPACING - Natural



A WIDE RANGE OF CHOICES

STANDARD SPRAY STAIN

Uniform, Even Stain Application

Standard stain finishes are achieved through a steady and evenly applied stain using spray guns.

In contrast to a wiping stain, the spray stain is left to dry and provides more coverage to the wood grain. Darker stain finishes tend to soften the wood grain.


NATURAL
PAV-000



MAHOGANY
PAV-001



MEDIUM WALNUT
PAV-004



CHERRY
PAV-006




BRANDY
PAV-011




WHITE TOP COAT
PAV-013




BOLE BROWN
PAV-040



BLACK
PAV-058




MOCHA
PAV-062




LIGHT CHERRY
PAV-067



DARK WALNUT
PAV-068



WENGE
PAV-098



HONEY
PAV-112




WIPING STAIN

Hand-applied, Exposure of Wood Grain

A wiping stain finish is achieved by over applying the stain color, and then wiping it off, before it dries.

It achieves a finish that is far more natural in appearance than standard spray stain. A wiping stain showcases the wood grain and celebrates the natural variations in wood.


WILD CHERRY WIPING
PAV-207




NOCELLO WIPING
PAV-240



CREMA WIPING
PAV-243



WALNUT WIPING
PAV-252



BLACK WIPING
PAV-258



WENGE WIPING
PAV-298



DISTRESSED FINISH

Aged & Weathered

To distress the finish, the sander is used on the surface of the furniture, once the paint has dried. With emphasis on the edges, the sanding gently distresses the paint and lacquer allowing the underlying base color and/or raw wood to show through.



ANTIQUE FINISH

Scratches, Notches and Dents

An antique finish is a process by which we notch, dent and strike the wood to give the appearance of an aged piece of furniture, adding depth and character.



Important Note:
Due to natural variations in wood, the actual grain and finish may vary slightly from the samples and images provided. For normal daily care, dust with a feather duster or wipe with a clean, dry cloth.



MANUFACTURING IS SIGNIFICANTLY MORE THAN
PUTTING PARTS TOGETHER.
IT IS TESTING THE PRINCIPLES OF ENGINEERING
AND PERFECTING THOSE PRINCIPLES.

AFTER 40 YEARS OF MANUFACTURING EXPERIENCE,
YOU, THE CLIENT, CHALLENGE OUR KNOW-HOW
WITH EVERY NEW PROJECT WE EMBARK UPON.



Love the chair you're in



JOIN US

We hope this book has helped you to better understand who PAVAR is and what makes us unique.

Authenticity, talent and hard work are the backbone of our success and is what connects us to our clients.

If you are new to PAVAR, feel free to contact us to discuss how we can help make your designs come to life. It truly takes a community to build a chair and thanks to the talent and trust of our clients, we have the privilege to do great work.

We are enormously excited about what the future holds and hope you can join us on that journey.

PAVAR

4900, rue Bourg, Montréal, Québec, Canada H4T 1J2

T : 800-96PAVAR | 800-967-2827 | 514-344-3883

info@pavar.com | www.pavar.com

CRAFTED BY DESIGN



PAVAR.COM